













Survey of river animals.

My name is.....

My school is.....

Name of animal	What does it eat?	Tally	Total
Hog louse 			
Blood Worm 			
Midge larvae 			
Pond Snail 			
Caddis fly Larvae 			
Freshwater shrimp 			
Leech 			
Water beetle 			
Dragonfly nymph 			
Bullhead fish 			
Eel 			
Tadpole 			
Whirligig beetle 			
Newt 			
Water Scorpion 			
Mayfly nymph 			
Stonefly nymph 			