

1.



Thornback ray




Spotted Ray



Spotted cat shark
Skate →



Spotted cat shark



Common egg whelk case



Nurse hound

2.



3.



Oyster



Oyster Fossils

Gower Society Youth Nature Trail


8.



Gorse




Blackthorn




Primrose



Dandelion




Lesser Celandine



Daisy



Herb Robert




Sweet violets



Lords and Ladies




Spanish Bluebells




Buttercup

15.



How many different birds can you hear?



Adder - DON'T TOUCH



Badger latrine



Square holes might contain soft scat (poo)



Marram grass



Fennel sticks



Sweet pea



Last years evening primrose seed heads

Gower Society Youth Nature Trail

8. How many different flowers can you spot? See no.8 overleaf.

7. When the path splits take the right path away from the sea.

6. Turn right and follow the coast.

5. If you want a longer route you can head out to the island of Sky sea and find out what the big metal object is.

4. Make your way to the salt house.
Can you find the secret passage way to culver hole?
Who built the salt house?

2. Follow the strand line until you reach the slip. Then walk out toward the sea to the rock pools. See if you can find any of the live animals you saw dead on the strand line.

9. Can you find the quarry which is the source of Port Eynon red clay?

11. At the sign post turn right towards port Eynon.
Can you find some wild garlic?

10. Can you find a face in the trees?




13. Follow the unmade road. Look on the wooden posts for lizards basking.

14. At the boat slip gate head into the sand dunes.

15. Find your way through the sand dunes back to Dawn on the beach. On the way can you spot the rest of the pictures.

12. At the cross roads turn left and head for the kissing gate.

3. Head back towards the rocks beside the sea wall. Can you find some fossil oyster shells?



rock pools